


## Accessories for sensors-transmitters

### ■ Mounting brackets and Sliding connections



◀ **KI-BF-6** 10 812 : Stainless steel mounting brackets for duct mounting of probes Ø 6 mm.

**KI-BF-8** 12 175 : Same as above Ø 8 mm.

**KI-BF-13** 13 794 : Same as above Ø 13 mm.



◀ **KI-BFP-13** 13 793 : ABS mounting bracket with connection gland for probes Ø 13 mm.



◀ **KI-DIN/RCCT-13/12** 13 790 : Stainless steel thread clamp, as per DIN 2566 with sliding connection ½ cylindrical gaz with Teflon ferrule for probe Ø 13 mm.

**KI-DIN/RCTFC-8/12** 13 812 : Same as above, for hotwire probe Ø 8 mm.



◀ **KI-RCCT-13/12** 13 788 : Stainless steel sliding connection, ½ cylindrical gaz with Teflon ferrule for probe Ø 13 mm.

**KI-RCTFC-8/12** 13 811 : Same as above, for hotwire probe Ø 8 mm.



▲ **SFM-13** 13 795 : Wall fixing support made of translucent polycarbonate for probe Ø 13 mm.

### ■ Protection tips for humidity probes



◀ **EPP1** 13 797 : Stainless steel 10 µ sintered protection tip for humidity probe Ø 13 mm from Class 200/300.



◀ **EPFT** 13 798 : PTFE 50 µ sintered protection tip for humidity probe Ø 13 mm from Class 200/300.



▶ **EPI 25** 13 800 : Stainless steel protection tip with 25 µ stainless steel filter for humidity probe Ø 13 mm from Class 200/300.



▶ **EPI100** 13 801 : Stainless steel protection tip with 100 µ stainless steel filter for humidity probe Ø 13 mm from Class 200/300.



▶ **EPP1** 13 802 : PC protection tip with 25 µ stainless steel filter for humidity probe Ø 13 mm from manostats and Class 50/100.

◀ **EPP2** 13 799 : PC protection tip with 25 µ stainless steel filter for humidity probe Ø 13 mm from Class 200/300.

▶ **CPH** 13 804 : 10-unit bag of airtight protection caps for STH humidity probe Ø 13 mm.



### ■ Accessories for adjusting in humidity

**KI-SSH11** 13 806 : 11% saturated salt solutions for adjusting of humidity probes Ø 13 mm.

**KI-SSH33** 13 807 : Same as above, 33%. ▶

**KI-SSH75** 13 808 : Same as above, 75%.




◀ **CEE** 13 809 : Airtight chamber for calibration by comparison of humidity probes Ø 13 mm.

## Weather protective shield for humidity probe Ø 13 mm




- ◀ **PEM12-13** 13 805 : Weather protective shield for humidity probe Ø 13 mm (with 12 rings)

## Mounting accessories



- ◀ **PF-100** 13 824 : ABS wall-mount plate for manostats and Class 50/100.



- ◀ **PF-300** 13 825 : Stainless steel wall-mount plate for Class 200/300.

## Housings for CPE 300 and ATE 300 mounting

**BI-300** 13 846 : brushed stainless steel housing

**BB-300** 13 847 : white lacquered stainless steel housing



## Regulated power supply

### Alternating current

**KI-AL-100 A** 12 964 : Class 2 power supply for manostats and Class 50/100 transmitters. Mounting with integrated brackets. Input voltage : 230 Vac, output voltage 24 Vac, intensity 100 mA.

**KI-AL-500 A** 12 132 : Class 2 regulated power supply, DIN rail mounting. Input voltage : 230 Vac, output voltage : 24 Vac, intensity 500 mA.

### Direct current

**KI-AL-100 C** 14063 : Class 2 regulated power supply for manostats and Class 50/100 transmitters. Input voltage : 230 Vac, output voltage : 24 Vdc, intensity 250 mA.

**KI-AL-500 C** 12 133 : Class 2 regulated power supply, DIN rail mounting. Input voltage : 230 Vac, output voltage : 24 Vdc, intensity 400 mA.

## USB / RS 232 adaptor



- ◀ **KT - USB** 13 304 : USB / RS 232 adaptor (DB25 or DB 9) for Windows XP. Supplied with driver and CD-ROM and user manual.

## Configuration softwares



- ◀ **LCC-100** 13 819 : configuration software for manostats and Class 50/100 transmitters. Supplied with user manual and RS 232 connection cable.



- ◀ **LCC-300** 13 820 : Configuration software for Class 200/300 transmitters. Supplied with user manual and RS 232 connection cable.

## Configuration remote control



- ◀ **ZI 300** 13 818 : configuration infrared remote control for Class 300 transmitters and displays.

## Connection cables

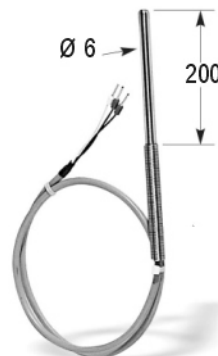


**CRS-2** 13 821 : RS 232 connection cable (2m) for Class 200/300 transmitters.

**CRS-5** 13 822 : Same as above, 5 m cable.

**CRS-10** 13 823 : Same as above, 10 m cable.

## Temperature compensation of air velocity and airflow



- ◀ **KI-CR-1-6-K-T-200/3** 14 070 : Thermocouple K isolated temperature probe. Plunger 200 mm, Ø 6 mm, output on Teflon/Teflon cable length 3m, with bent springs. Working temperature from -90°C to +250°C.

[www.kimo.fr](http://www.kimo.fr)

**EXPORT DEPARTMENT**

Tel : +33. 1. 60. 06. 69. 25 - Fax : +33. 1. 60. 06. 69. 29

e-mail : [export@kimo.fr](mailto:export@kimo.fr)



Distributed by :